



# Stepahead Carpentry Pty Ltd

ABN: 90 103 958 863

T: 1800 STEPAHEAD

M: 0410 627 666

T: (07) 3808 8832

E: [info@stepahead.net.au](mailto:info@stepahead.net.au)

F: (07) 3808 8893

W: [www.stepahead.net.au](http://www.stepahead.net.au)

Unit 12, 22-26 Allgas Street, Slacks Creek, Qld. 4127

*Stepahead Carpentry Pty Ltd are proud members of The Housing Industry Association and Network Builders.*

**HIA members**  
the best in the business



## Selection Guide



**Stepahead**Carpentry Pty Ltd

# **MATERIAL SELECTION**

### AMERICAN OAK

A hardwood common to the United States, American Oak is considered hardwood, but has low stiffness and is only suitable for internal use. It has an open and distinctive grain pattern, its natural colour is a light natural tan that often leans a light pink. For those looking to get the grain pattern but not the colour, it stains easily, and can take a wide variety of colour.



### BLACKBUTT

An internal use hardwood timber prized for its versatility and durability, especially with its termite resistant properties, impressive as flooring and balustrade material. It is light brown in colour, with an even texture, generally straight grain, and is appealing for interior use applications.




### DURIAN

A medium-weight hardwood timber, used only in interior jobs, but durable enough for flooring in high-traffic areas. One of the most popular choices for internal stairs because of the consistent light to medium brown colour and straight grain, and it's ready acceptance of paint, polish or stains.



### KWILA/ MERBAU

A high quality strong and durable hardwood suitable for both internal and external projects. Sourced primarily from North Queensland, this beautiful reddish-brown timber has a versatile range of applications; on stairs and balustrades it is long lasting and suitable for high-traffic areas.




### RADIATA PINE

Internal use softwood timber, it is commonly used as a timber substitute to MDF options for cover-grade stairs, but is also suitable for painting, staining and treating. The timber itself is a light blonde, with a straight grain that shows the distinct growth rings.



### SPOTTED GUM

One of Australia's premium native hardwoods, Spotted Gum is named for its distinctive grain pattern. It is termite resistant and extremely durable, suitable for internal stairs, balustrades, and flooring. It has a smooth, mottled cream and grey 'spotted' appearance that makes it a distinctive and beautiful choice.



### TASMANIAN OAK

A dense and resilient, interior only hardwood, celebrated for its durability and ability to withstand high traffic areas. Tasmanian oak comes from three species of Eucalypt trees in Tasmania, and because of this it is important to note the colour mix may not be consistent. It has a straight grain, and is light in colour, with a wide variation from straw yellow to a reddish brown, with cream and pink undertones. For those looking to stain, it takes a wide range of colour well and produces an excellent finish.



### VICTORIAN ASH

An internal only hardwood that is known for its combination of beauty, versatility and colour consistency. It has a straight grain and pale colour, ranging from a pale blonde to a light nutty brown. It is a strong and stable timber, that is easily workable for differing projects.





**Stepahead**Carpentry Pty Ltd

# STAIR SELECTION

**CLOSED RISE STAIRS**

**FULL STRINGERS**



**SAWTOOTH (CUT) STRINGERS**



## OPEN RISE STAIRS

### FULL STRINGERS



### SAWTOOTH (CUT) STRINGERS






# Stepahead Carpentry Pty Ltd

## SPINEBEAM (MONO-STRINGER)

### STEEL



### TIMBER



## CANTILEVER

### FULL CANTILEVER (FLOATING STAIR)



### HALF CANTILEVER



SPECIAL

BUTTERFLY




CURVED STAIR




## SPECIAL TREADS

### QUEENSLANDER BULLNOSE



### ROUND BULLNOSE



### SQUARE BULLNOSE



### GEOMETRIC TREADS

















**Stepahead**Carpentry Pty Ltd

# **BALUSTRADE SELECTION**

## WALL RAIL / HANDRAIL PROFILES

### TIMBER OPTIONS


		HR1	68x42mm Oval
		HR2	68x68mm Ladies Waist
		HR3	68x68mm Breadloaf
		HR4	50mm round, flat bottom
		HR5	Flat rail with pencil round edges Available sizes: 68x42mm    90x42mm    120x42mm    140x42mm
		HR6	Flat rail Available sizes: 68x42mm    90x42mm    120x42mm    140x42mm



# Stepahead Carpentry Pty Ltd

## WALL RAIL / HANDRAIL PROFILES


### STEEL OPTIONS



**HRM1**

**Round rail**


50 Ø



**HRM2**

**Rectangular rail**


25x50mm



**HRM3**

**Square rail**

50x50mm



**HRM4**


**Flat rail**

10x50mm



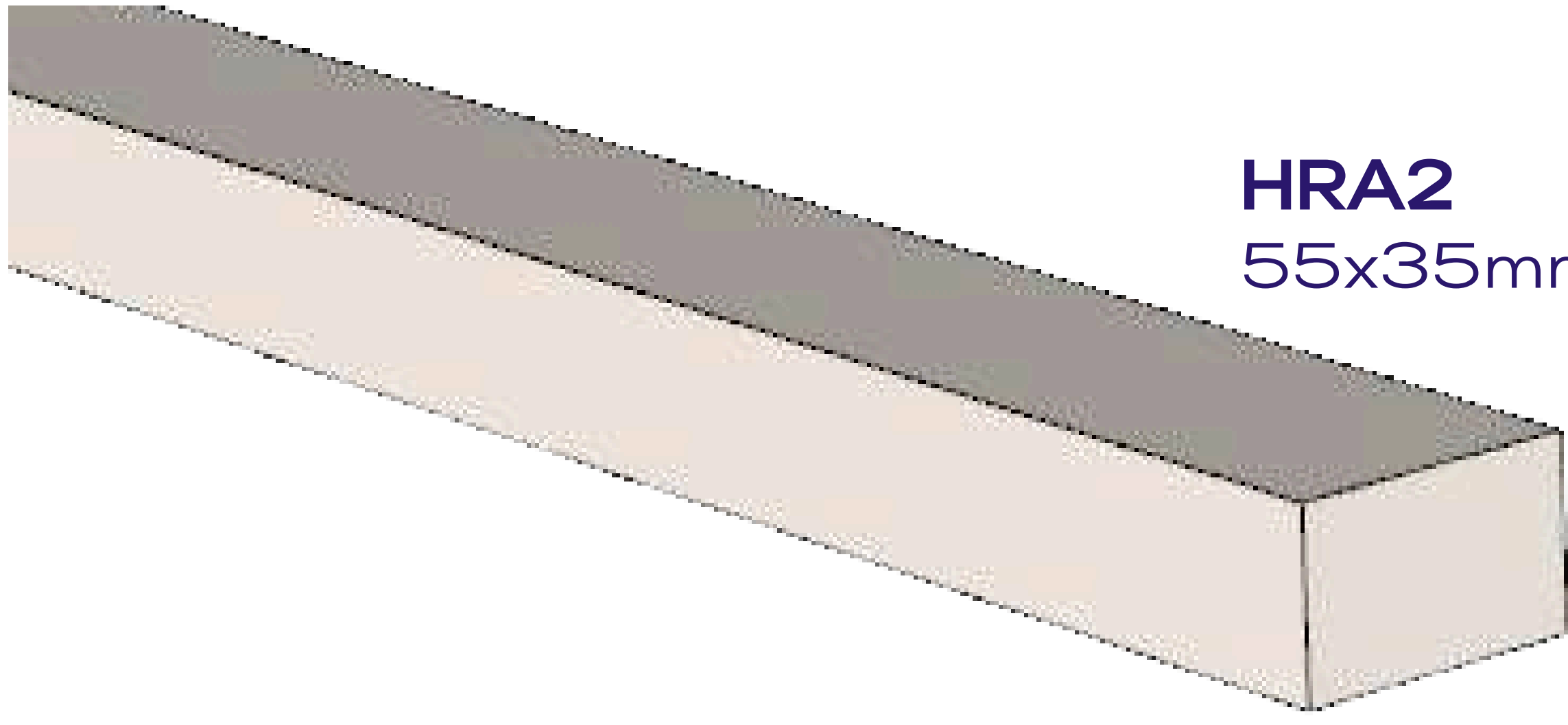
# Stepahead Carpentry Pty Ltd

## WALL RAIL / HANDRAIL PROFILES ALUMINIUM OPTIONS



**HRA1**  
55 Ø

**Round rail**  
*Flat Bottom*



**HRA2**  
55x35mm

**Rectangular rail**



Black



Silver



White



# StepaheadCarpentry Pty Ltd

## METAL BALUSTER COLOURS



Black



Silver



White


# Stepahead Carpentry Pty Ltd

## TIMBER BALUSTRADE INTERNAL

TIMBER WALL CAPPING



SQUARE BALUSTERS




SQUARE BALUSTERS WITH DECORATIVE POSTS



## TIMBER BALUSTRADE INTERNAL


### POST PROFILES




T1




T2




T3




T4



T5



T6



T7

### POST CAPS



P1



P2



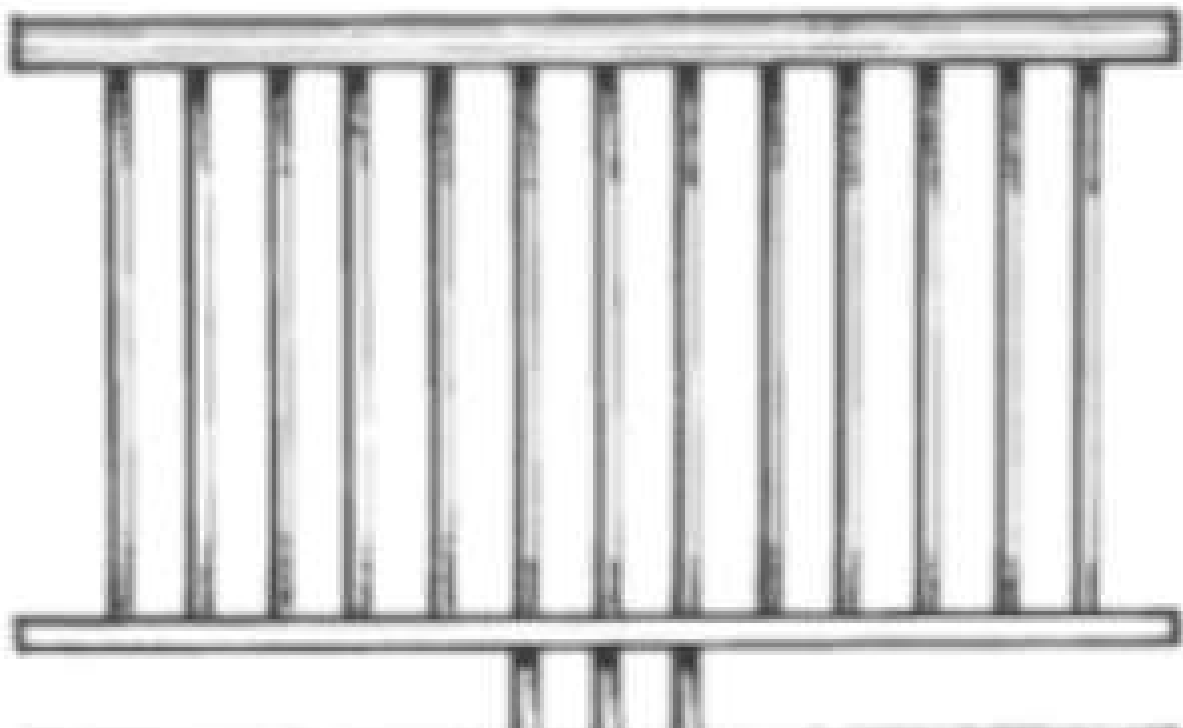
P3



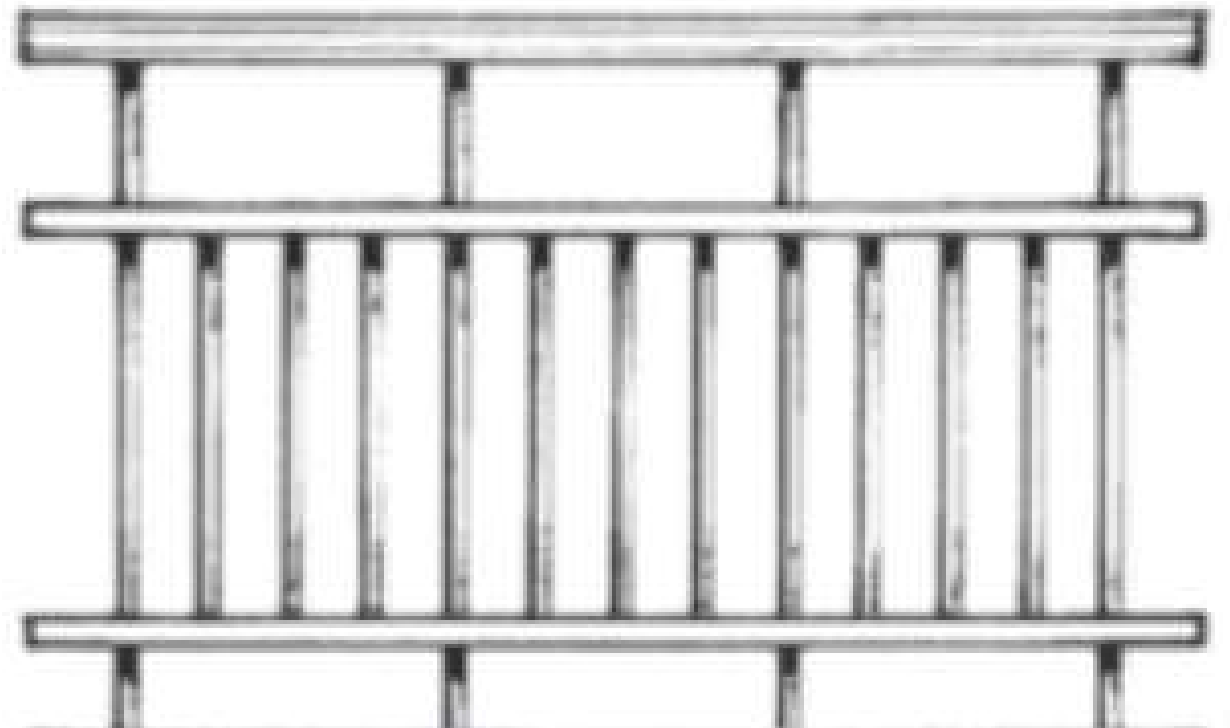
# Stepahead Carpentry Pty Ltd

## TIMBER BALUSTRADE

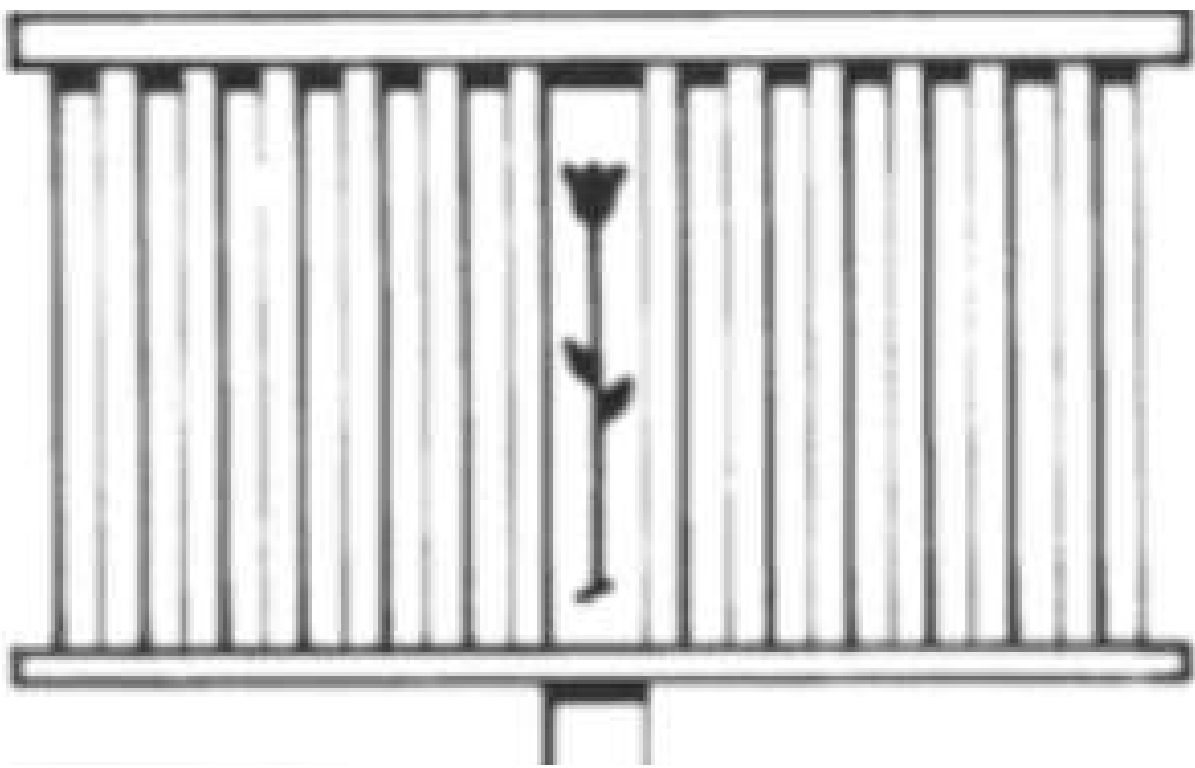
### EXTERNAL



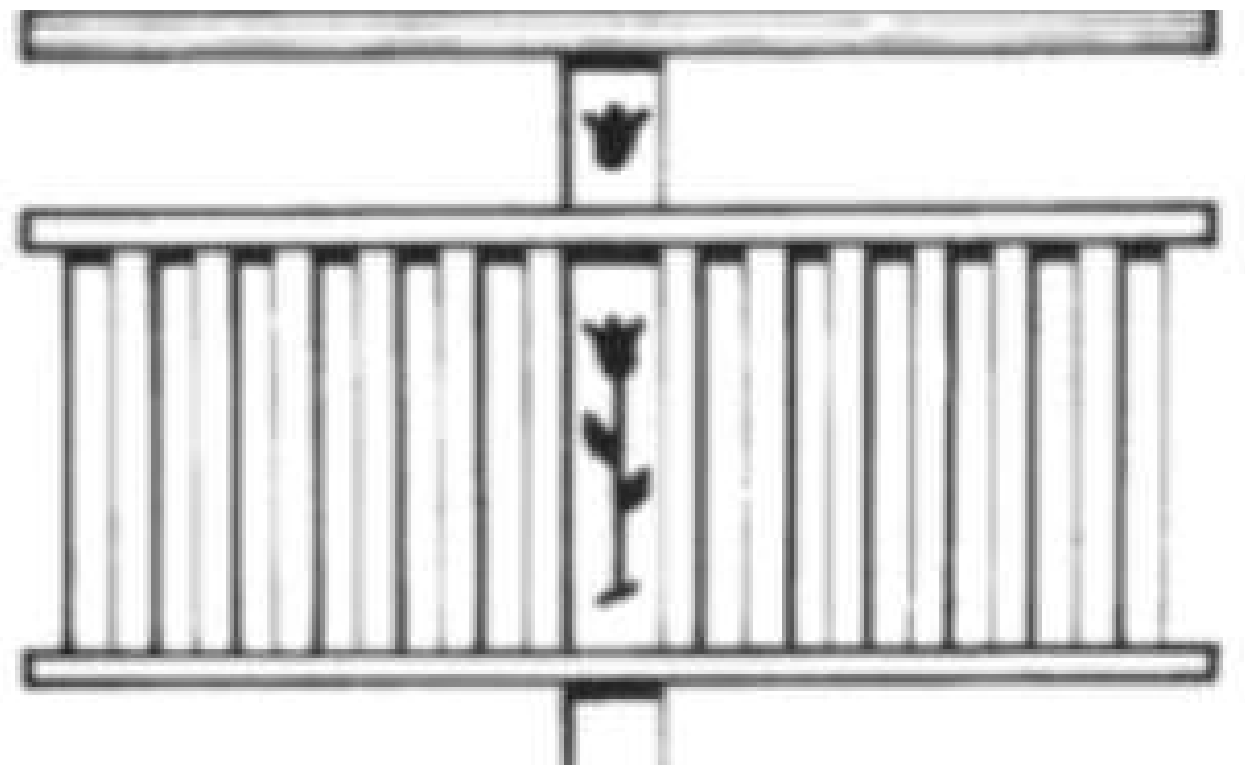
2-Rail Dowel Balustrade



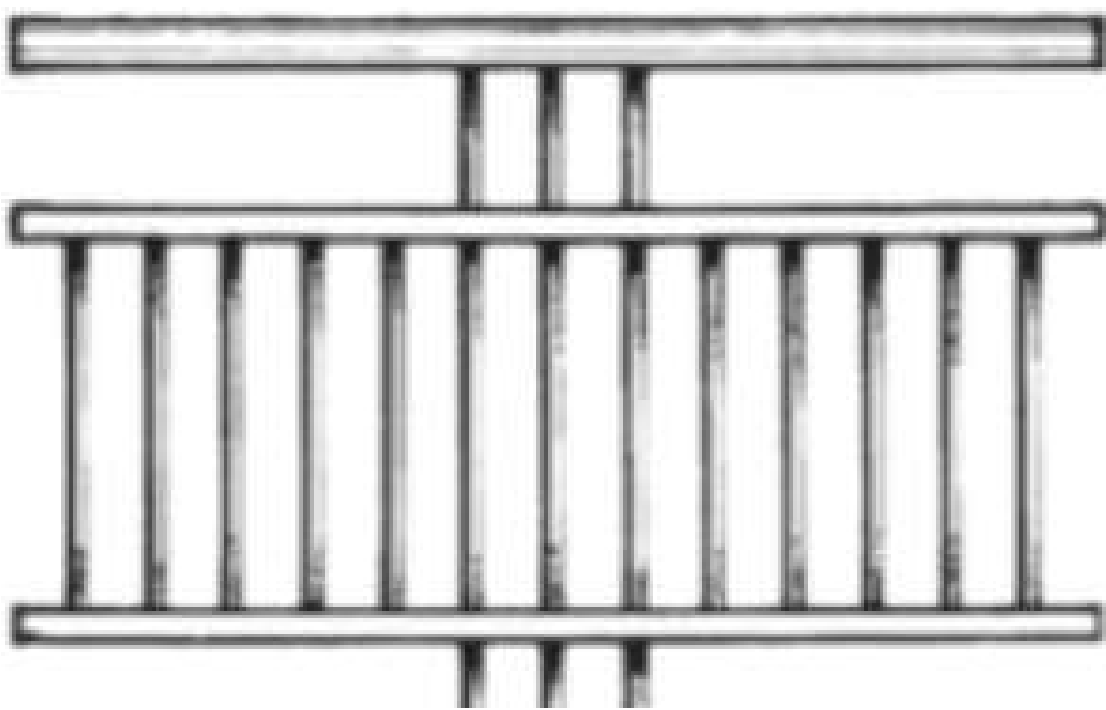
3-Rail Dowel Balustrade



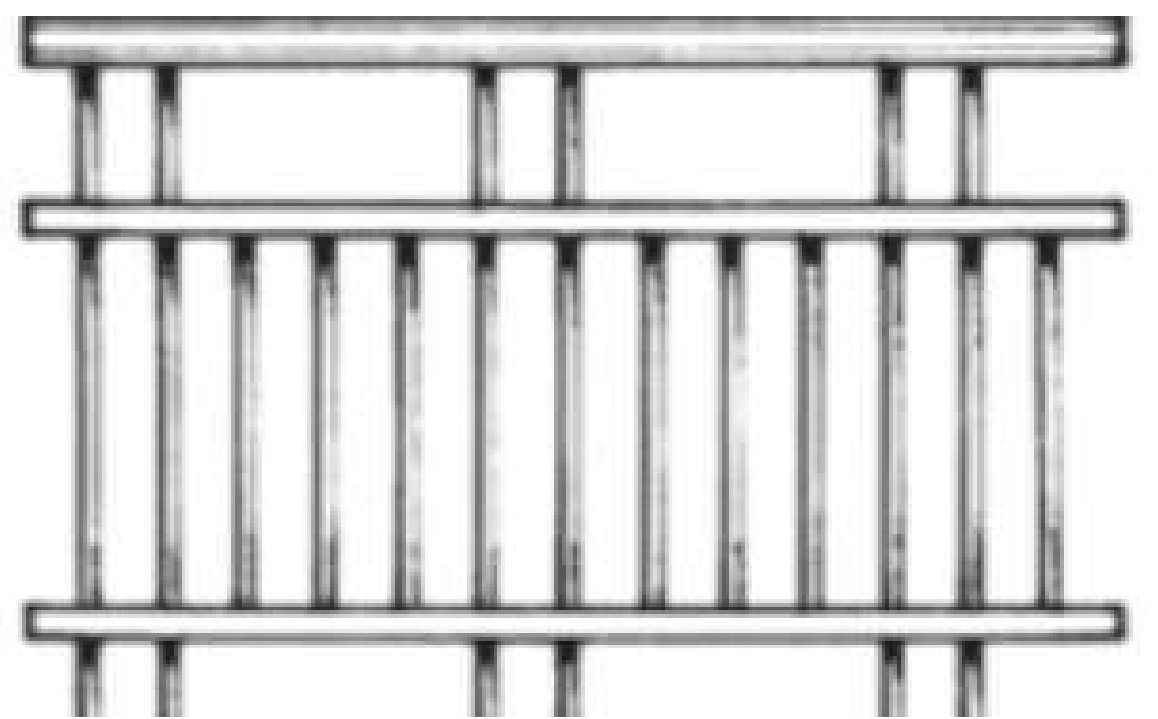
2-Rail Slat Balustrade



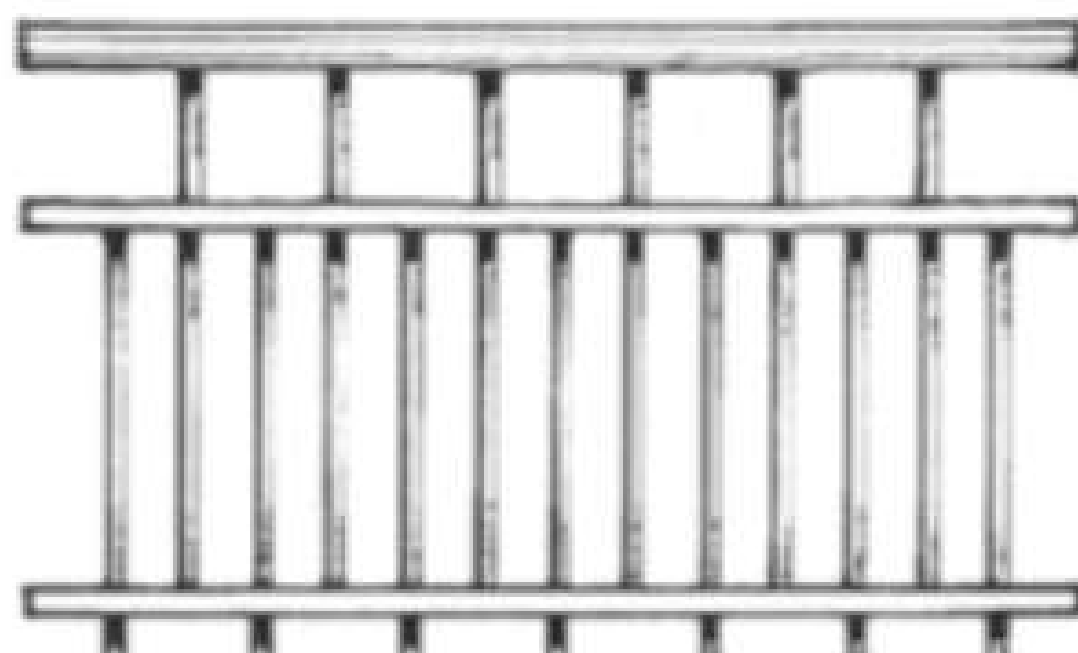
3-Rail Slat Balustrade



Cricket Stump 3-Rail Dowel Balustrade





Double Stump 3-Rail Dowel Balustrade




Alternate Stump 3-Rail Dowel Balustrade

### BALUSTER PROFILES - SQUARE BALUSTERS

2-Rail Balustrade




3-Rail Balustrade



## ALUMINUM BALUSTRADE

### BALUSTER PROFILES - ROUND BALUSTERS

#### 2-Rail Balustrade

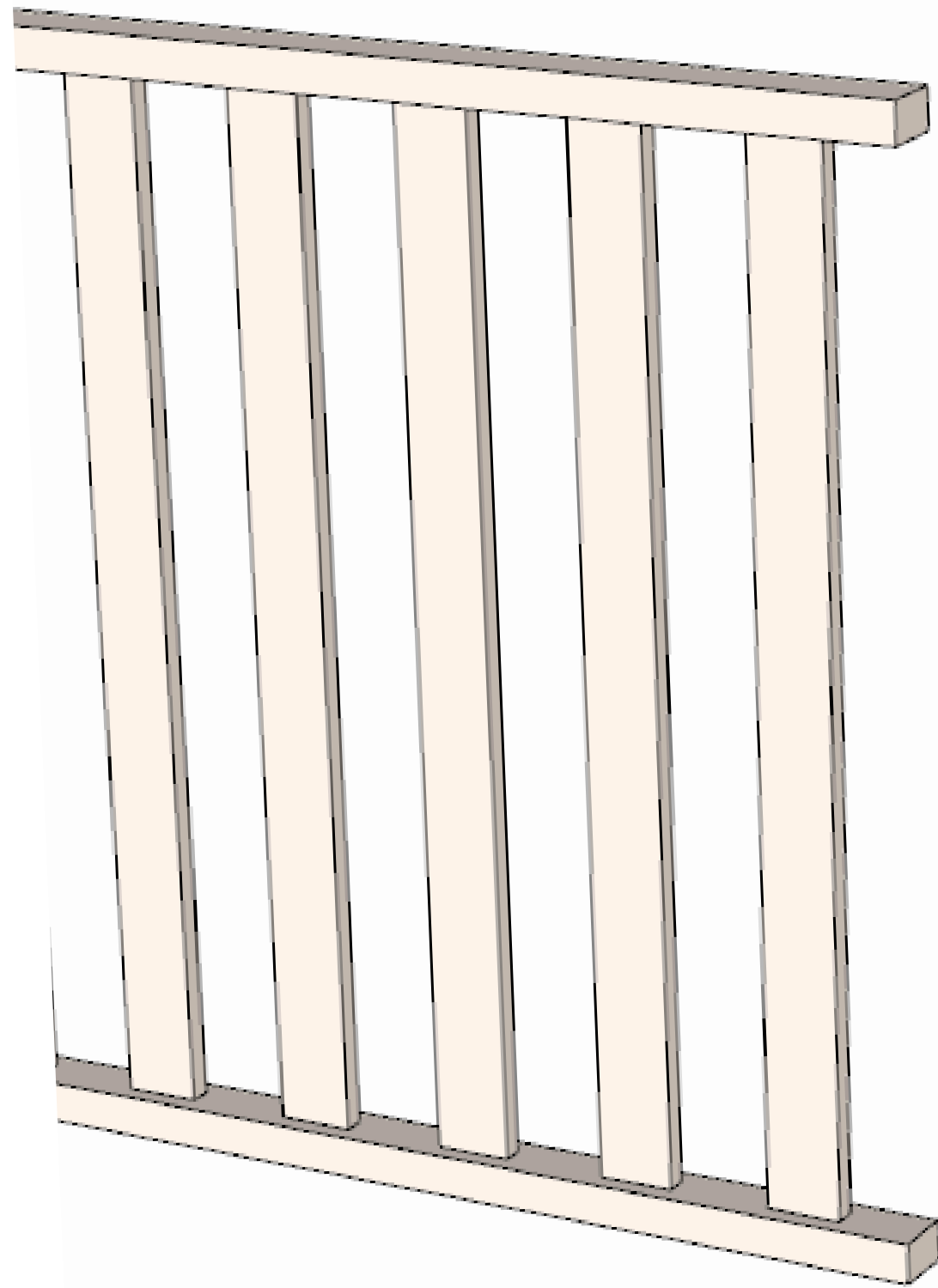


#### 3-Rail Balustrade




## BALUSTER PROFILES - SLAT BALUSTERS

### 2-Rail Balustrade



### 3-Rail Balustrade



# Stepahead Carpentry Pty Ltd

## ALUMINUM BALUSTRADE EXTERNAL SPECIAL PROFILES

### SQUARE CROSS PROFILE



### SQUARE GEOMETRIC PROFILE



### HIT & MISS PROFILE



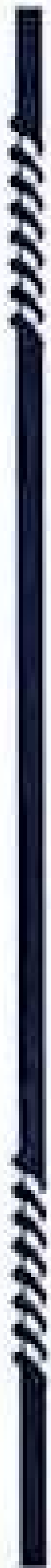
## PROFILES




S1




S2



S3



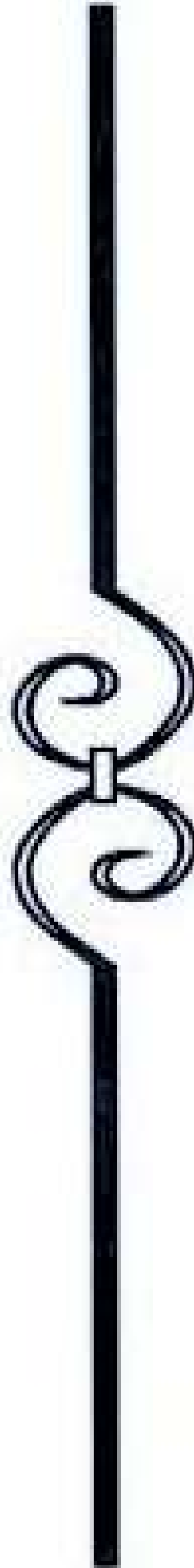
S4



S5



S6



S7




S8

# StepaheadCarpentry Pty Ltd


## WROUGHT IRON BALUSTRADE EXAMPLE



S8 repeating




S3 with S6 every 2<sup>nd</sup> post




S1 → S6 → S1 → S7  
repeating pattern

### OPTIONS:


**Wooden newel posts and rails**



**Black Stainless Steel newel posts and handrails**




**Stainless Steel Newell Posts and Wooden Rails**



## ENCASED



Glass panels recessed into 90x42mm timber flat rail with 90x90mm posts



Glass panels recessed into 120x42mm timber flat rail with square profile steel posts (with round post cap details)


SEMI-FRAMELESS (POSTS)



Round profile stainless steel posts




Square profile stainless steel posts



SEMI-FRAMELESS (SPIGOT FIXED)



**Semi-frameless glass balustrade with elbow spigots attaching handrail, and spigot fixing to floor**




**Semi-frameless glass balustrade with top mounted nano-profile handrail and spigot fixing to floor**

## FRAMELESS



**Frameless glass balustrade with elbow spigots attaching handrail and standoff mounting pins**





**StepaheadCarpentry** Pty Ltd

**OTHER PRODUCTS AND  
SPECIALTY JOBS**

## SCREENS



BATTEN BALUSTRADE




PRIVACY SCREENS

## FENCING



## GATES



### OPTIONS:

**Aluminum pool fencing**



**Spigot-fixed frameless glass pool fencing**



**Encased glass pool fencing**

